

Hinges

for aluminum profiles / panel elements, three-part

SPECIFICATION

Types

- Type **A**: exterior hinge wings
- Type **I**: interior hinge wings

Identification no.

- No. **C**: with countersunk holes

Aluminum **EL**

anodized, natural color

Bearing bushing / cover cap

- Plastic, Technopolymer (Polyamide PA)
- gray, RAL 7035

Tapered dowel pin ISO 8741

Steel zinc plated, blue passivated



INFORMATION

GN 2295 Hinges are made of drawn profiled aluminum and are used on doors and covers, for example.

Given the external hinge wing, type A hinges allow mounting with a very small door gap. The type I is fastened in the door gap. The mounting screws are therefore inaccessible and hence protected from vandalism when the door is closed.

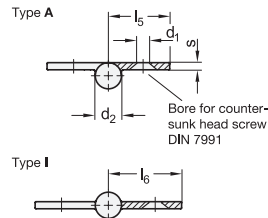
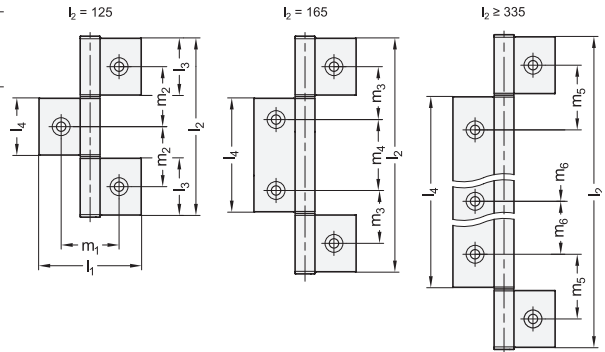
The hinges are delivered loose and must be mounted according to the accompanying instructions. Any hinge combination may be realized (if needed, also by shortening the middle wing) thanks to the modular design and available accessories.

TECHNICAL INFORMATION

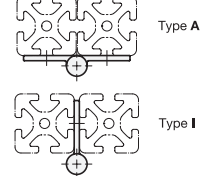
- Plastic characteristics (see page A2)

ON REQUEST

- other lengths and hole spacings
- other finishes



Assembly instruction



GN 2295

Description	l1	l2	l4	d1	d2	l3	l5	l6	m1	m2	m3	m4	m5	m6	s	Δ
GN 2295-72-125-A-C-EL	72	125	40	6.6	14	40	36	-	40.8	42.5	-	-	-	-	3.5	95
GN 2295-86-125-I-C-EL	86	125	40	6.6	14	40	-	43	55	42.5	-	-	-	-	3.5	99
GN 2295-72-165-A-C-EL	72	165	80	6.6	14	40	36	-	40.8	-	37.5	50	-	-	3.5	122
GN 2295-86-165-I-C-EL	86	165	80	6.6	14	40	-	43	55	-	37.5	50	-	-	3.5	128
GN 2295-72-335-A-C-EL	72	335	250	6.6	14	40	36	-	40.8	-	-	-	72.5	150	3.5	221
GN 2295-86-335-I-C-EL	86	335	250	6.6	14	40	-	43	55	-	-	-	72.5	150	3.5	234
GN 2295-72-485-A-C-EL	72	485	400	6.6	14	40	36	-	40.8	-	-	-	72.5	150	3.5	308
GN 2295-86-485-I-C-EL	86	485	400	6.6	14	40	-	43	55	-	-	-	72.5	150	3.5	327